



Financial Accounting Systems LLC

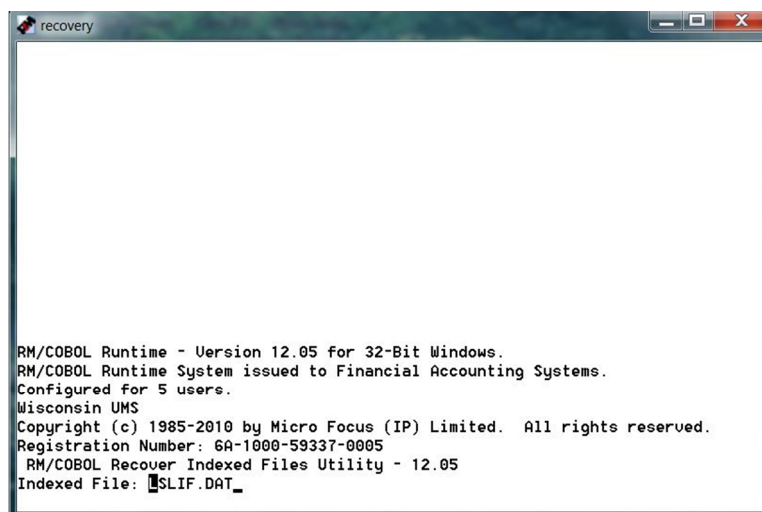
1901 Royal View Drive (888) 345-8726 (USA)

Placerville, CA 95667 (866)888-1491 (FAX)

Error status 98 is very easy to fix. This happens when there is a power outage while your computer running Financial Accounting Systems software gets shut down when you have our software running in an open window, or if Microsoft updates your computer and it restarts while our software is running.

You can now download the instructions on how to run RECOVERY so you will have this information for future reference.

Just go to your start button on your taskbar, then to all programs. You will see Financial Accounting Systems, and when you hover over that, LSP, LP, CD, or SA File Recovery will appear. You will need to click on that program. A window will open and down at the bottom of that window the blinking cursor is next to Indexed File: in there you will type (in this case, LSLIF.DAT) or in later cases, whatever the Error Status 98 file is.

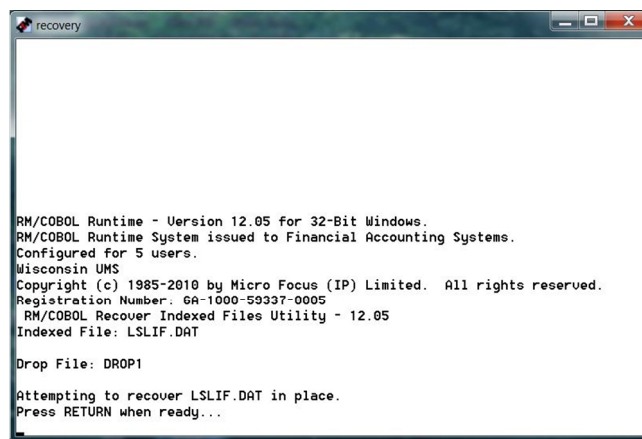


Then you will be directed to another blinking cursor after DROP FILE: (the answer to this is ALWAYS DROP1).



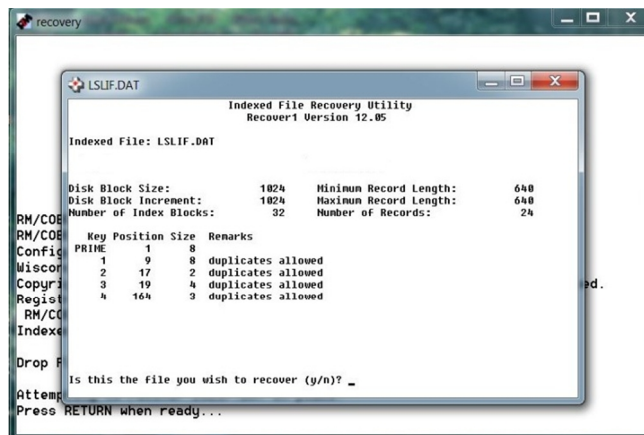
```
RM/COBOL Runtime - Version 12.05 for 32-Bit Windows.  
RM/COBOL Runtime System issued to Financial Accounting Systems.  
Configured for 5 users.  
Wisconsin UMS  
Copyright (c) 1985-2010 by Micro Focus (IP) Limited. All rights reserved.  
Registration Number: 6A-1000-59337-0005  
RM/COBOL Recover Indexed Files Utility - 12.05  
Indexed File: LSLIF.DAT  
Drop File: DROP1_
```

After that just press enter.



```
RM/COBOL Runtime - Version 12.05 for 32-Bit Windows.  
RM/COBOL Runtime System issued to Financial Accounting Systems.  
Configured for 5 users.  
Wisconsin UMS  
Copyright (c) 1985-2010 by Micro Focus (IP) Limited. All rights reserved.  
Registration Number: 6A-1000-59337-0005  
RM/COBOL Recover Indexed Files Utility - 12.05  
Indexed File: LSLIF.DAT  
Drop File: DROP1  
Attempting to recover LSLIF.DAT in place.  
Press RETURN when ready...
```

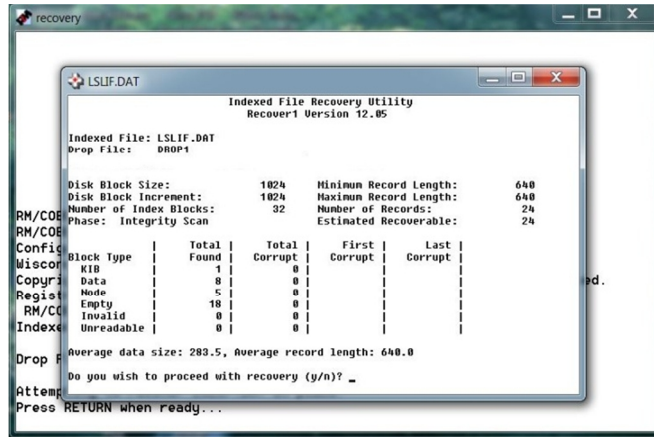
Next, it will ask if this is the file you wish to recover. The answer is Y (always make sure that the Y is capitalized).



```
RM/COBOL Runtime - Version 12.05 for 32-Bit Windows.  
RM/COBOL Runtime System issued to Financial Accounting Systems.  
Configured for 5 users.  
Wisconsin UMS  
Copyright (c) 1985-2010 by Micro Focus (IP) Limited. All rights reserved.  
Registration Number: 6A-1000-59337-0005  
RM/COBOL Recover Indexed Files Utility - 12.05  
Indexed File: LSLIF.DAT  
Drop File: DROP1  
Is this the file you wish to recover (y/n)? _  
Attempting to recover LSLIF.DAT in place.  
Press RETURN when ready...
```

Key	Position	Size	Remarks
PRIME	1	8	
Miscor	1	9	8 duplicates allowed
Copyr	2	17	2 duplicates allowed
Regist	3	19	4 duplicates allowed
RM/CO	4	164	3 duplicates allowed

Then you will be asked if you wish to proceed with recovery, again the answer is Y in caps.



The window will disappear and your file is recovered and you can go on with your work. If in the event that you get another Error Status 98 on a different file after you have done Recovery, then just follow the above steps for that file also.

This is very rare to have 2 files that need recovered.